



# **Volunteer Information Meeting**





**This presentation is intended as a reference guide for all on-field volunteers. It is available at:**

**[www.ltjbsa.com](http://www.ltjbsa.com)**

**Updates will be communicated via email and not by edits to this doc.**

**Check your email regularly during the season.**

## LTJBSA DOCUMENTS

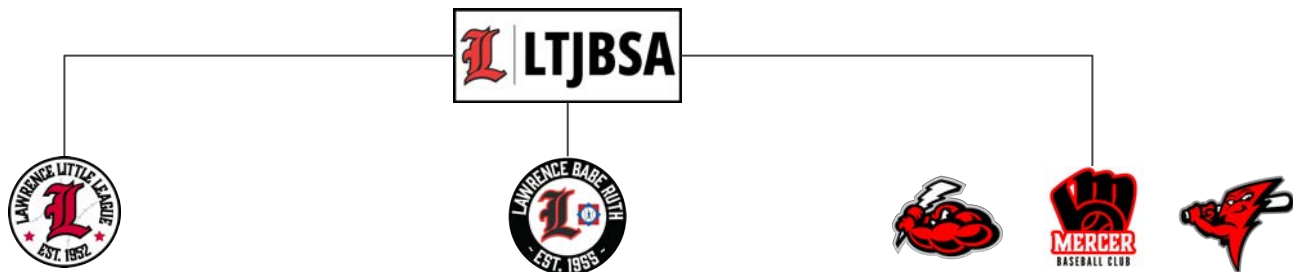
### Essential Documents

- [Online Medical Information Form](#) (complete before season starts)
- [Mobile Quick Links](#) (LTJBSA Linktree)
- Social Accounts: [Instagram](#) | [Facebook](#)
- [Player Development Rubric](#)
- [Equipment Check Out/In Form](#)
- [Accident Notification Form](#) (file within 7 days of an incident)
- [Coaches Information Presentation](#)





# LTJBSA Organizational Structure



Governing Body	Little League International ®	Babe Ruth League International ®	Lawrence Competitive Travel Charter
Programs	Tee Ball, Softball, & Baseball (46/60; 50/70)	Baseball (60/90)	Softball & Baseball (46/60; 50/70; 60/90)
Eligibility	Ages 4-12, attend school or live in Lawrence, Ewing, or Hopewell Township.	Ages 13-16, attend school or live in Lawrence, Ewing, or Hopewell Township..	Ages 8-16.
Roster Formation	Blind Draft Annually; Tryout for 50/70	Blind Draft Annually	Tryouts
Development Goals	Have fun, make memories, play with friends. Teach basic fundamentals of the game.	Have fun, make memories, play with friends. Teach advanced fundamentals of the game.	Challenge the most motivated players within a highly competitive environment.
Playing Time	Guaranteed	Guaranteed	Not-guaranteed, coach discretion
Gameplay	NJ District 12	NJ District 4	USABL, Diamond Nation, Perfect Game, etc

**While they share players, each organization has a different charter, purpose, and leadership.**



# 2025 Lawrence Little League Board of Directors



- Paul Alfieri - President (P'14y)
- Jake Zalaznick - Vice President (P'12y)
- Dave Shockley - Treasurer (P'11, 8, 5y)
- Ken Mitchell - Safety Officer (P'16y)
- Andrea Alfieri - Player Agent (P'14y)
- Lisa Cox - Volunteer Coordinator (P'11, 7y)
- George Lutz - Umpire Coordinator (P'9y)
- Nicole Mottola - Secretary (P'15y)
- Ken Dobkin - Board Member At Large (P'17,16,13,10y)
- Sean Willever - Board Member At Large (P'16y)

Our Township Partners:



*Ewing Township*

Recreation Dept.  
Public Works



# Lawrence Little League Mission and Goals



We are **Lawrence Little League®**.

We are proud to represent our **hometown**.

We are **Little** and growing.

We are a **League** that includes everybody.

We **#PlayBall08648**.

**Play** because this game is fun.

**Ball** because it doesn't matter  
soft, hard, or with a tee.

**08648** because all from our community  
are welcome.

Our fields are a **safe, trusted place**  
where kids **try, learn, and grow**.

We celebrate each player's **journey**.  
Their **determination, perseverance,**  
**resilience**, and their **success**.

We cheer with pride as they make  
**friends and memories** to last a lifetime.



We are **Lawrence Little League®**.



- Everyone gets a chance to play.
- Everyone makes memories with their friends.
- Everyone discovers important life skills such as teamwork, overcoming failure, and sportsmanship.
- Everyone learns the basic fundamentals they need to try out for Middle School softball/baseball.
- Create “core” player groups that learn to play as a team and stay together through High School.



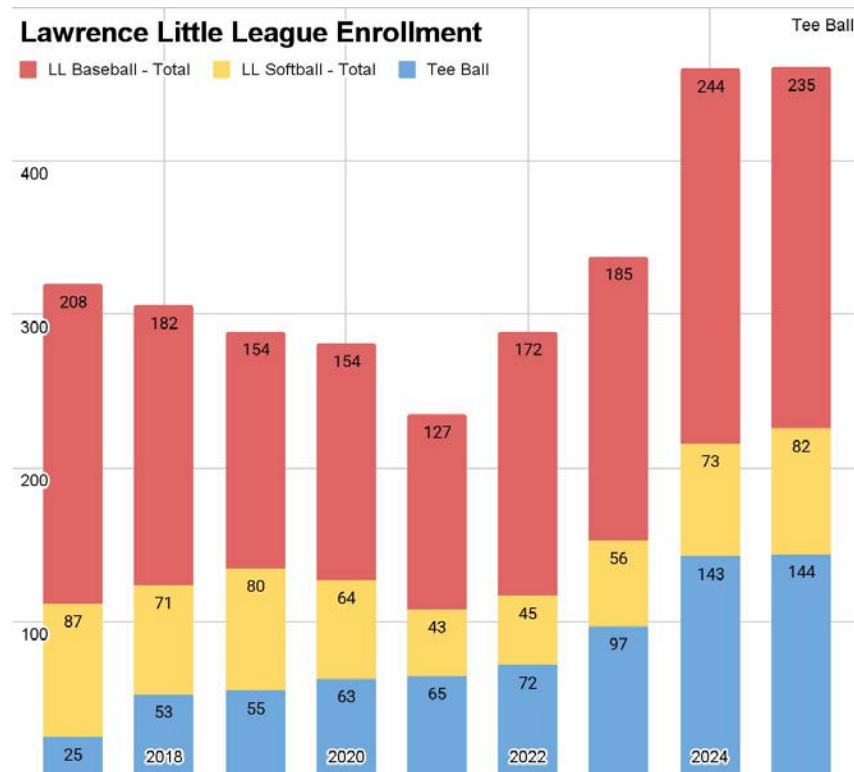


# Season Snapshot: League Overview



Continuing strong enrollment trend:

- 461 players and 100 volunteers
- Largest Tee Ball class ever (144)!
- 13 newly trained cadet umpires
- New pitching machine, catchers equipment, pitching pockets, and hitting mats at the Lawrence indoor cages.





# Season Snapshot: League Calendar 2024



<b>Mar 4</b>	<a href="#">Spring Training @ Centercourt Begins</a> Tuesdays 3/4 3/11 3/18 3/25
<b>Mar 12</b>	Tryout for 50/70 Intermediate (League Age 11-12 only) Moody Park Indoor Batting Cages
<b>Mar 19</b>	50/70 Teams Named
<b>Mar 23</b>	Assessment Day (LHS Fields) This will be Swap Drop #2 for our Annual Swap Day
<b>Mar 25</b>	Baseball Draft Day 1 - Majors 7pm, Minors AAA
<b>Mar 26</b>	Baseball Draft Day 2 - Baseball - Minors AA
<b>Mar 27</b>	Softball Draft Day 1 - Majors, Minors, Rookies
<b>Mar 28</b>	Swap Drop #3 for Annual Sway Day
<b>Mar 28-31</b>	Lawrence Little League Weekend @ Dick's Sporting Goods Princeton
<b>Mar 29</b>	Annual Swap Day (10am-Noon) Spring Set Up Day @ Central Park (10am-Noon - Volunteers Needed)
<b>Mar 29</b>	Team Rosters and Schedules Begin Sync to GameChanger
<b>Mar 31</b>	Practices Begin ( <a href="#">LMS Grass Fields</a> )
<b>April 21</b>	First Week of Softball & Baseball Games
<b>April 26</b>	Opening Day Parade / First Day of Tee Ball

<b>May 1</b>	Tournament Team Registration Opens Interested Coaches should email <a href="mailto:lll@ltjbsa.com">lll@ltjbsa.com</a> to declare interest
<b>May 5</b>	Drive for the Diamond Charity Golf Tournament Looking for individual golfers or foursomes. <a href="#">Tap to register and play.</a>
<b>May 10-12</b>	Tournament Team Tryouts (tentative)
<b>May 12</b>	<a href="#">Photo Night - Register Here</a> Tap the link and enter your email address.
<b>May 18</b>	Tournament Team Rosters Announced
<b>May 24</b>	Memorial Day Weekend (No scheduled games, but wear your jersey and participate in the Lawrence Township Parade)
<b>May 31</b>	District 12 Tournament Meeting (Slackwood Firehouse)
<b>June 4</b>	"26 Days to Save on '26" Early Registration for Spring 2026 Opens
<b>June 9</b>	Playoff Week
<b>June 14</b>	Baseball Championship Day
<b>June 18</b>	LTJBSA Night at Trenton Thunder <a href="#">Purchase Tickets Here.</a>
<b>June 21</b>	Last Day of Tee Ball
<b>June 30</b>	Early Registration for 2026 Closes





# **Background Checks & Safety**



# Volunteer Registration Requirements






All LTJBSA volunteers that will be in contact with children on or off the field are required to take safety education courses and submit to a background check. [Link to tracker](#).


Requirement Category	Specific Requirement	Frequency
Safety Education	<a href="#">CDC "HEADS UP to Youth Sports" Training</a>	Annually
	<a href="#">Little League Abuse Awareness Training</a>	Annually
	<a href="#">LTJBSA Safety &amp; First Aid Education Course &amp; Quiz</a>	Annually
	<a href="#">Little League Diamond Leader Training</a>	One Time Only
Background Check	Live Fingerprinting Process via IdentoGo (Managers/coaches only)	Every Three Years
Registration & Other	<a href="#">Register on LTJBSA.com</a>	Annually
	<a href="#">Download LTJBSA Safety Manual</a>	Annually
	Complete JDP Volunteer Application Email	Annually



# Background Check Process: All Online



[LOGIN](#) | [REGISTER](#)



## WELCOME! LET'S PLAY BALL!

[HOME](#) [THE LTJBSA](#) [OUR PROGRAMS](#) [REGISTER TO PLAY!](#) [SPIRIT STORE](#) [PARENTS & PLAYERS](#) [VOLUNTEER](#) [SPONSOR OR DONATE](#)

### VOLUNTEER REGISTRATION PROCESS OVERVIEW

All volunteers that will be in contact with children on or off the field are required to take safety education courses and a background check. Here is the requirements overview:

Requirement Category	Specific Requirement	Frequency
Safety Education	<a href="#">CDC "HEADS UP to Youth Sports" Training</a>	Annually
	<a href="#">Little League Abuse Awareness Training</a>	Annually
	<a href="#">LTJBSA Safety &amp; First Aid Education Course &amp; Quiz</a>	Annually
	<a href="#">Little League Diamond Leader Training</a>	One Time Only
Background Check	Live Fingerprinting Process via IdentoGo (Managers/coaches only)	Every Three Years
Registration & Other	<a href="#">Register on LTJBSA.com</a>	Annually
	<a href="#">Download LTJBSA Safety Manual</a>	Annually
	Complete JDP Volunteer Application Email	Annually

**More Information**  
Scroll down this page to get detailed instructions on how to sign up for and fulfill each requirement.

**Upload Documentation**  
Upload proof of completion for each requirement to the [LTJBSA Volunteer Document Upload Portal](#) before the first practice. You can upload documents individually as you complete them.

[COACH A TEAM](#)  
[VOLUNTEER SIGNUPGENIUS](#)  
[BACKGROUND CHECK PROCESS](#)

## LTJBSA Volunteer Document Upload Portal

Please use this portal to upload your Proof of Completion PDF. You do not need to upload all certificates at one time.

- Click **Save and Continue Later** and the form will email you a custom link to return to this page to add new documents as you complete your courses.
- Once you have uploaded all required documents, click **Submit Documents** to finalize your submission.
- If you have an issue uploading a file, please **rename it by appending the year** to the filename (e.g. LAST\_FIRST\_YEAR.pdf).
- If you have questions, please refer to our [volunteer process](#).

First Name \*

Last Name \*

Email Address \*

example@example.com

Upload: CDC HEADS UP to Youth Sports: Online Training for Coaches \*



# Background Check: Look for your JDP Email



Comes from

[automation@instascreen.net](mailto:automation@instascreen.net)

All Volunteers, on or off field, must complete.

LAWRENCE LITTLE LEAGUE <automation@instascreen.net>



Hello —

As part of your consideration for volunteer work, you will need to fill out the Volunteer Application found at the link below.

[Click here to begin](#)

The Volunteer Application takes approximately 15 minutes to complete and we recommend that you double check the information you provide for accuracy to make sure there is no delay in processing your background check.

To remain in active consideration for volunteer work, you must complete the Volunteer Application within 14 days.

Thank you,

LAWRENCE LITTLE LEAGUE

[lll@ltjbsa.com](mailto:lll@ltjbsa.com)

This email is intended only for the person or entity to which it is addressed and may contain information that is privileged, confidential, or otherwise protected from disclosure. Dissemination, distribution, or copying of this e-mail or the information herein by anyone other than the intended recipient, or by an employee or agent responsible for delivering the message to the intended recipient, is prohibited. If you have received this e-mail in error, please notify us immediately by replying to the sender.





# Communications Tools



# Documents & Forms on LTJBSA.com

Literally a collection of links to answer every question we've ever been asked.



## QUICK LINKS

[Register To Play!](#)

[Why Choose Us?](#)

[Get Spirit Wear!](#)

[Sponsor A Program](#)

[Snack Shack](#)

[Calendar](#)

[Field Locations](#)

[Documents & Forms](#)

[#PlayBall08648 Mission](#)

[Join Our Email List](#)

## LTJBSA DOCUMENTS

### Essential Documents

Parents should bookmark our [mobile Quick Links page](#) for immediate access to important league information.

- [Online Medical Information Form](#) (complete before the season starts)
- [Equipment Check Out/In Form](#)
- [Accident Notification Form](#) (file within 20 days of an incident)
- [Player Development Rubric](#)
- [Coaches Information Presentation Packet](#)

### Policies

- [Cancellation Policy](#)
- [Code of Conduct](#) (for everyone involved in LTJBSA events)

### Safety & Conduct

- [Safety Course](#) (required annually)
- [Safety Manual](#) (updated annually)
- [Liability Waiver](#)

### First Aid

- [American Pediatrics Association](#)
- [CDC Concussion Fact Sheet for](#)
- [PRICE Method for Injuries](#)
- [UMass Food Safety Hand Wash](#)

### Operations

- [Expense Reimbursement Form](#)
- [Inventory Entry](#)
- LTJBSA ST-5 [Download](#) | [Custom](#)

## GAMEPLAY & PRACTICE

### Rules

- [Little League Rulebook App](#)
- [District 12 Softball Interleague Rules](#)
- [Lawrence Baseball House Rules](#)
- [Little League Umpire Rulebook](#)
- [Little League Make the Right Call Supplement](#)
- [NJ District 12 Handbook](#)

### Templates

- [Sample Lineup + Defensive Rotation Card](#)
- [LT Baseball Pitch Count Log](#) (if not using GameChanger)

### Practice & Training

## GAMECHANGER & SPORTSCONNECT

### GameChanger App

All Coaches and Parents should download and install the GameChanger App before the season.

[Download GameChanger](#)

- [Marking Player Availability \(RSVP\)](#)
- [Import Your Team from SportsConnect](#)
- [Manually Re-Import Schedule from SportsConnect](#)
- [Softball & Baseball Scorekeeping](#)

### LTJBSA.com (SportsConnect)

SportsConnect is our official system for registration and information. Keep your information updated.

[Login to SportsConnect](#)

- [Change/Update Your Email Address](#)
- [SportsConnect FAQs for Families](#)
- [Overview of SportsConnect Account](#)



# Off-Field Volunteer Opportunities

- Opportunities: Snack Shack, Photo Night, Trenton Thunder Day, Opening Day Parade, Field Maintenance
- If you have signed up, we will reach out this month to schedule a time.
- Always looking for help - you will be at the ballpark anyway, why not have a say in how the League is run.
- If your player will participate in All-Stars, you are required to help at an event (not the one they are playing at).
- [SignUpGenius link.](#)

VOLUNTEER

SPIRIT STORE

COACH A TEAM

VOLUNTEER SIGNUPGENIUS

BACKGROUND CHECK PROCESS

SignUpGenius

Features Pricing Collect Money





Lawrence Little League Volunteers

**Lawrence Little League Volunteer Opportunities**

LT

Lawrence Township Junior Baseball & Softball Association 

Contact


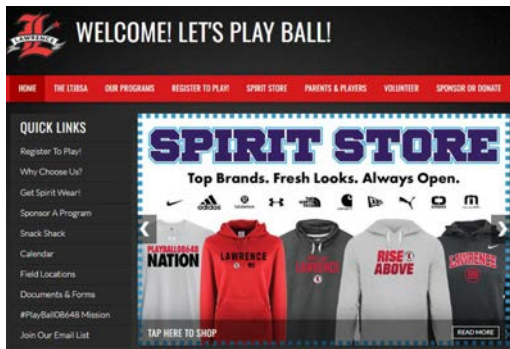
Already signed up?

Change my sign up

Please review the available slots below and click on the button to sign up. If you have any questions please feel free to reach out to Lisa Cox at [lisa@ljlbsa.com](mailto:lisa@ljlbsa.com) or 609-214-3219. Thank you very much for your assistance!



# Communications: GameChanger



One way sync



Make sure you have the app with the green icon!



## SportsConnect ([www.ltjbsa.com](http://www.ltjbsa.com))

- Use Team Central to view current practice and game schedule
- See league-wide events and information
- Send group emails to parents
- Schedule practices and push to GC
- Enter final scores and pitch counts

## GameChanger App ([gc.com](http://gc.com))

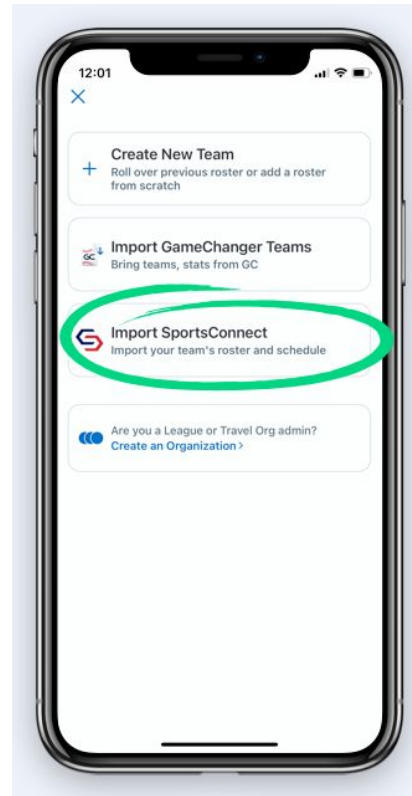
- Game scoring and play-by-play
- Track pitch counts and player stats during games
- Quick messaging to families
- Watch live cast of games
- Parents set player availability for practice or game



# GameChanger: Adding Your Team



- Sign into GameChanger with the same email address you use with SportsConnect.
- Tap Create Team or the "+" sign to create a new team.
- Choose the option to Import SportsConnect.
- If you haven't already confirmed your email address, click Open Email App which will direct you to your email. Select Confirm Email Address, and you'll be redirected back to the GameChanger app.
- Select your team name to import. Make sure your team has a check next to its name, and then tap import in the upper corner of the screen. You will see the status of teams importing at the bottom of the screen.





# GameChanger: Coaches Must Sync First



Teams schedules and rosters will not sync to parents GC app **until SportsConnect has first synced to the Coach's GC app account.**

This means that once we push schedules live, you as a Coach must open your app and allow the team to sync to you.

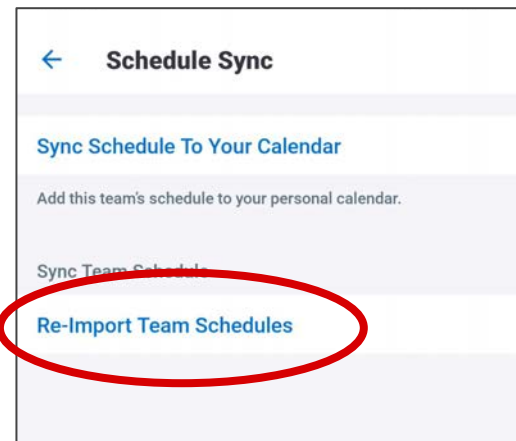
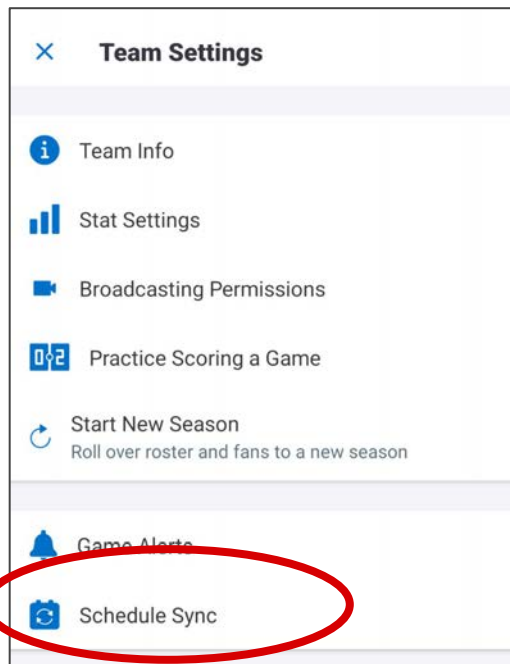
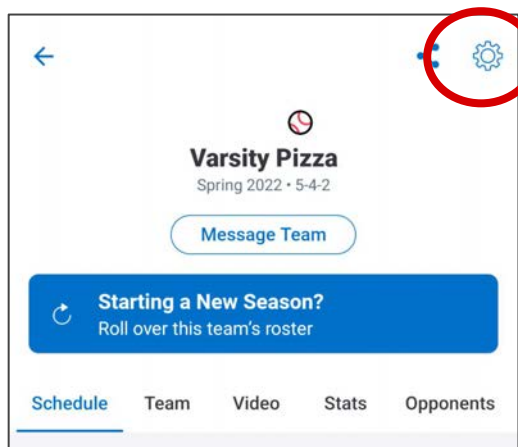
Otherwise you (and us) will be inundated with complaints.



# GameChanger: My Schedule Isn't Showing Up



- Select your team
- Select the gear icon to go into Team Settings
- Select Schedule Sync
- Select Re-Import Schedule

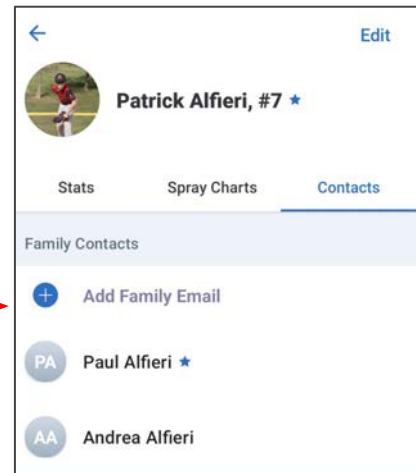




# GameChanger: Adding Family Members



- Coaches and parents must log into Game Changer with the same email address that they use for [www.ltjbsa.com](http://www.ltjbsa.com).
- Team name, roster, and schedule are pushed from SportsConnect. Do not add your team yourself or the sync won't work.
- To link parents to your team:
  - Under Team, tap the Player name
  - Tap Contacts
  - Tap Add Family Email
  - Once added, the parent will be emailed a link they must click to join their app to the team.
  - This process cannot be done by the League, only Coaches.
- Do not use GC to schedule events. You must schedule on your LTJBSA.com Team Page and then it will autosync to GC.
- Do not use GC's team email function. Use LTJBSA.com Team Page.



**While GameChanger offers a paid version, it is not required and has limited value as the League is not using the advanced features.**



# Important: DO NOT USE GC or GC.com to add events!



- We know it looks inviting, but there is only a one-way sync from LTJBSA.com to GC.com.
- GC or GC.com does not know what fields are actually available, nor will it block the field you choose.
- That means from a LLL perspective, anything added in the GC app or GC.com never happened.
- LTJBSA.com (SportsConnect) is our source of truth. What's in there is what we go by.

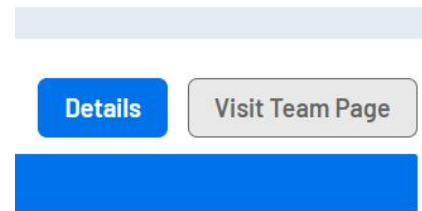
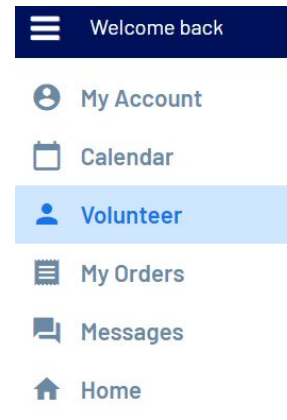




# LTJBSA.com (SportsConnect): Coach's Tools



- To access the Coaches tools for your team, log into LTJBSA.com and then select VOLUNTEER from the left side menu.
- Next, click the VISIT TEAM PAGE button in the middle of the page to jump to Team Central.
- From Team Central you can:
  - View your current schedule (source of truth, not GameChanger)
  - Add an additional practice or event
  - Enter pitch counts
  - Email your team to the address they have on file with LTJBSA

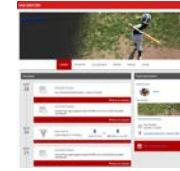




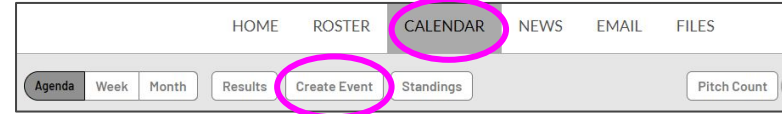
# LTJBSA.com: View The Official Schedule / Add Events



Follow the instructions to visit your TEAM CENTRAL home page.



Click the **CALENDAR** tab to see your official schedule.  
Click **CREATE EVENT** to add a new event.



Click **PRACTICE** on the first pop-up window, then create your event by inputting all details on the second pop-up:

- Location Name is either Lawrence Central Park, Lawrence Village Park, or Lawrence High School. Do not schedule anywhere else.
- The **FIELD AVAILABILITY** link will show you what fields are open for the date and location you select.
- Enabling event reminders will send an email notification to registered parent addresses in LTJBSA.com.
- Notes in the Description field will not sync to GameChanger.
- Be sure to click SAVE or it won't reserve your field.

Remember that the League may move the location of any added practice to accommodate makeup games.

Practice

Varsity Pizza Practice

Location Name \* [Field Availability](#)

Select Location

Note: If you do not see your location or field listed, please contact your organization's administrator.

Date \* 5/30/2023 Time \* 8:00 AM

☐ Repeat Event

Duration \* Hours Minutes

Description

Action

None

Event Reminder Email

Send email reminders before the start of the event.

☒ Enable

Notify

☒ All Allocated Team Staff

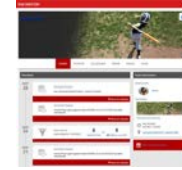
☐ Team(s) associated accounts and participants



# LTJBSA.com: Entering Scores & Pitch Counts (1)



Follow the instructions to visit your TEAM CENTRAL home page.



Click the **CALENDAR** tab.



Click the RESULTS button and scroll down until you see the game you want to enter pitch counts for.



Click the EDIT SCORES button next to the game, then enter the score and the pitch counts next to each pitcher's name. No need to enter individual player stats.



**Important:** The visiting team cannot enter pitch counts until the home team has entered the game score.



# LTJBSA.com: Entering Scores and Pitch Counts (2)



Click SAVE & POST at the bottom of the page.

A screenshot of a web form for entering scores and pitch counts. It includes input fields for scores and a 'Notes' section. The 'Save & Post' button is circled in pink.

Pitch counts and scores can be edited. Find the game, click the EDIT SCORES button, then scroll to the bottom of the page. Next, click the UNPOST SCORES button, make your edits, then click the SAVE button.

A screenshot of a web form for editing scores. It includes buttons for 'Cancel', 'Unpost Scores', and 'Save'. The 'Unpost Scores' button is circled in pink.

Clicking the PITCH COUNT button at the top of the Calendar→ Results page will generate a report showing pitch counts and next available dates for each player.

A screenshot of the LTJBSA.com website. The 'CALENDAR' tab is selected, and the 'Results' sub-tab is active. The 'Pitch Count' button is circled in pink. The table below shows game results for 'Yankees' vs 'Angels' on '10-10-2022' with a score of '0-0'. The 'Edit Scores' button is circled in pink.



# LTJBSA.com (SportsConnect): Emailing The Team



Follow the instructions to visit your TEAM CENTRAL home page.



Click the **EMAIL** tab.

HOME ROSTER CALENDAR NEWS **EMAIL** FILES

- Enter your subject line and message. You may also attach files.
- Be sure to select recipients (either all parents, or just a subset).
- Click SEND to send the message.
- The system automatically adds [playball08648@ltjbsa.com](mailto:playball08648@ltjbsa.com) as a BCC.

**New Email**

Subject:

Message:

**B I U** [List Icon] [Link Icon]

Select Files


\*Max File Size Allowed: 10MB

Select Recipients: ☐ Select All







# Visit [linktr.ee/ltjbsa](https://linktr.ee/ltjbsa) for quick info








### Lawrence Little League


Official Little League® program for  
Lawrence, Ewing, and Hopewell Twp. NJ.


   


Register To Play!


Why Choose Us?


Spirit Store


Sponsor the Drive for the Diamond Event

Sponsor A Team!


Why Volunteer to be a Head Coach?


Get Email Updates


Snack Shack Mobile Order


Make a Tax-Deductible Donation


### Parent Links


Download GameChanger


Volunteer SignUpGenius

Medical Information Form

League Calendar

Field Locations & Directions

Cadet Umpire Academy

Ballpark Hype Playlist



# Weather Communications



Managers may cancel practices at any time due to weather. Please notify the League when you do (insurance purposes).

**Games can only be cancelled by the League. Cancellations will be communicated directly via Facebook and Instagram.** Note that all officers watch the weather from our day jobs, and strive to announce cancellations by 4:45pm. *(Please try not to email us during the work day asking if we will cancel...)*

In the absence of a League announcement by 4:45pm, the following Little League Rules apply:

- Rule 3.10 (a): Managers of both teams shall agree on the fitness of the playing field before the game starts. In the event that the two Managers cannot agree, the President or a duly delegated representative shall make the determination.
- Rule 4.10 (d): As soon as the home team's batting order is handed to the home plate Umpire, said Umpire is in charge of the playing field and from that moment shall have sole authority to determine when a game shall be called, halted, or resumed on account of weather or the condition of the playing field.



**Any regulation game (4 innings, 3.5 if the home team is ahead)** that is suspended due to weather will automatically be concluded and a winner declared to avoid having kids sit in dugouts on a school night.

**Any non-regulation game (less than 4 innings or 3.5 if the home team is ahead)** or tie game that enters a weather delay more than 39 minutes prior to the scheduled end will wait, unless decided otherwise by the Umpire on site, the League, or Lawrence Township.





# League Philosophy



# We are a development league.

Our first priority is to teach every kid on our roster the fundamentals of the game. It is not to win games. Winning will come once players learn fundamentals.

We want to produce competitive High School Players, and that starts at the youth level with a love of the game that will persist through the inevitable failures of baseball and drive players to continue to build skills, even when times are tough.

As managers and coaches you should prioritize:

- Rotating players through all defensive position
- Ensuring everyone gets a similar number of at bats by the end of the season (continuous batting or similar approach)
- Constructive criticism
- Allowing your players to be kids (fun, silliness). They are not prospects or pieces for your championship dream.



What if kids pressured us  
the way we pressure them?



RELAX, IT'S JUST A GAME



<https://www.youtube.com/watch?v=ReKw6J5tK2c>



# Keep It About Fun & Learning



- Nearly 5 million players participate in Little League annually
- Only 800k of those will play high school softball or baseball (16%)
  - In 2025, that's 70 kids from our League population
- Only 64k of those go on to play in college (8%)
- In short, 0.01% of the players in our League could play in college.
  - In 2025, that's 5 kids from our League population
- Our focus should be on helping the 99.9% enjoy the time they have in the sport.



Estimated Probability of Competing in College Athletics

	High School Participants	NCAA Participants	Overall % HS to NCAA	% HS to NCAA Division I	% HS to NCAA Division II	% HS to NCAA Division III
<b>Men</b>						
Baseball	478,451	38,849	8.1%	2.4%	2.4%	3.2%
Basketball	537,438	19,213	3.6%	1.0%	1.0%	1.5%
Cross Country	240,201	14,787	6.2%	2.1%	1.7%	2.4%
Football	1,028,761	77,204	7.5%	3.0%	2.0%	2.5%
Golf	150,175	8,602	5.7%	1.9%	1.6%	2.2%
Ice Hockey	33,013	4,388	13.3%	5.0%	0.8%	7.5%
Lacrosse	111,108	16,030	14.4%	3.3%	3.2%	8.0%
Soccer	450,455	27,284	6.1%	1.4%	1.7%	2.9%
Swim & Dive	116,741	9,945	8.5%	3.3%	1.5%	3.7%
Tennis	158,306	7,549	4.8%	1.5%	1.1%	2.2%
Track & Field	604,983	31,278	5.2%	1.9%	1.4%	1.9%
Volleyball	77,287	2,933	3.8%	0.7%	0.8%	2.3%
Water Polo	21,289	1,156	5.4%	3.1%	0.9%	1.4%
Wrestling	259,431	8,309	3.2%	1.0%	0.8%	1.3%
<b>Women</b>						
Basketball	373,366	16,668	4.5%	1.4%	1.3%	1.8%
Cross Country	197,630	14,621	7.4%	2.9%	1.9%	2.6%
Field Hockey	52,962	6,456	12.2%	3.6%	1.9%	6.7%
Golf	80,970	5,733	7.1%	2.8%	2.0%	2.3%
Ice Hockey	8,601	2,888	33.6%	10.2%	2.1%	21.3%
Lacrosse	98,014	13,481	13.8%	4.3%	3.2%	6.3%
Soccer	377,838	29,959	7.9%	2.7%	2.2%	3.0%
Softball	344,952	21,646	6.3%	2.0%	1.9%	2.4%
Swim & Dive	140,711	13,259	9.4%	4.2%	1.6%	3.6%
Tennis	191,036	8,343	4.4%	1.5%	1.1%	1.9%
Track & Field	486,355	31,475	6.5%	2.8%	1.7%	2.0%
Volleyball	470,488	18,569	3.9%	1.2%	1.1%	1.6%
Water Polo	18,728	1,337	7.1%	4.4%	1.2%	1.6%

Sources: High school figures from the [2022-23 High School Athletics Participation Survey](#) conducted by the National Federation of State High School Associations; data from [club teams](#) not included. College numbers from the NCAA [2022-23 Sports Sponsorship and Participation Rates Report](#).

Source: NCAA Probability of Competing Beyond High School



# Important Reminder: Player Safety



- Only volunteers registered as a Head Coach or Assistant Coach are allowed on the field.
- One adult per team must carry to each game and practice:
  - A copy of the League ASAP Safety Plan
  - Team Medical Kit
  - Medical Release Form for each player
- Accident Report Form should be completed within 48 hours of any reported injury and emailed to [safety@ltjbsa.com](mailto:safety@ltjbsa.com). Report all injuries, no matter how minor, to Parents.
- Ice is located at the Concession Stand and ice packs are in the Hughes and Colavita Clubhouses.
- The League has multiple AEDs: One in the bathroom hallway in the Indoor Training Facility, one in the Colavita Clubhouse, and one in the Babe Ruth pressbox.





# Practice Planning Resources

USA Mobile Coach (🏆🏆)

<https://usabmobilecoach.com/>

[Apple App Store](#) | [Android App](#)

- [Youth Practice Plan](#)
- Each drill has an associated video and coaches instructions.

## Multiple Coach Youth All-Around

⌚ TOTAL: 145 MINUTES

### Warm Up

⌚ 15 MINUTES

#### Interval Throwing

### Infield Defense (Simultaneous w OF)

⌚ 5 MINUTES

#### Drop Step Groundballs

⌚ 5 MINUTES

#### Forehand Range

⌚ 5 MINUTES

#### Preset Backhand Pick & Stick

⌚ 5 MINUTES

#### Knee Short Hops

⌚ 10 MINUTES

#### Ball in Hand

⌚ 10 MINUTES

#### Shuffle Gather Throw Fungo

## Drop Step Groundballs

🔖 View Drop Step Groundballs

Drop Step Groundballs



Watch on YouTube

All Set Infield

Weekly Level: Easy

Number of Athletes and Coaches: 12 Athletes and 2 Coaches

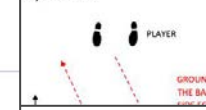
Target Time to Complete: 5 minutes

Equipment Required: Balls and gloves

At the start of the drill, the coach will throw the ball to the first baseman. The first baseman will use a drop step to get behind the ball and field it in front of the first baseman.

Anytime a first baseman is in a defense ready position, they can use a drop step to get behind the ball and field it in front of the first baseman. This drill is designed to help first basemen learn how to use a drop step to get behind the ball and field it in front of the first baseman. The coach will throw the ball to the first baseman. The first baseman will use a drop step to get behind the ball and field it in front of the first baseman. This drill is designed to help first basemen learn how to use a drop step to get behind the ball and field it in front of the first baseman.

Layout of Drill:



🔍

📶

🔋

10:26

←

PRACTICE PLANS

USA BASEBALL

EXPERTS

MY PLANS

Sort by Name

▼

1 Hour Catching Workout

Jun 13, 2015

60

🕒

1 Hour Infield Workout

Jun 15, 2015

55

🕒

1 Hour Offense Workout

Jun 14, 2015

55

🕒

1 Hour Outfield Workout

Jun 16, 2015

55

🕒

1 Hour Pitching Workout

Jun 12, 2015

60

🕒

Advanced All-Around

Jun 11, 2015

165

🕒

🔄

00:07.53

⏸

✕

◀

●

▶



# Practice Planning Resources



Check out LTJBSA.com ( )

We've posted sample practice plans, reference guides, YouTube videos, and more. Check our website before Googling.

*(Thanks to Ken Dobkin for sharing plans.)*

[Documents & Forms on LTJBSA.com](#)

## GAMEPLAY & PRACTICE

### Rules

- [Little League Rulebook App](#)
- [District 12 Softball Interleague Rules](#)
- [Lawrence Baseball House Rules](#)
- [Little League Umpire Rulebook](#)
- [Little League Make the Right Call Supplement](#)
- [NJ District 12 Handbook](#)

### Templates

- [Sample Lineup + Defensive Rotation Card](#)
- [LL Baseball Pitch Count Log](#) (if not using GameChanger)

### Practice & Training

- [Lawrence Tee Ball Practice Manual](#)
- [Little League Tee Ball Practice Plan & Manual](#)
- [Little League Coach Pitched Practice Plan & Manual](#)
- [Sample Plan #1 - 90 Minutes](#)
- [Sample Plan #2 - With YouTube Links](#)
- [Sample Plan #3 - 60/90/120 Minutes](#)
- [Plans for Softball/Baseball Ages 9-12](#)
- [Plans for Softball/Baseball Ages 6-8](#)
- [Fastpitch Softball 8U/10U/12U Practice Drills \(with video\)](#)
- [Practicing Cutoff Drills](#)
- [Rapid Fire Infield Drills](#)
- [Youth Baseball School \(YouTube\)](#)

### Scoreboards

- [Scoreboard Operation Quick Reference Guide](#)
- [Electro-Mech 1550 Scoreboard Manual \(Pezzicola\)](#)
- [Electro-Mech 1160 Scoreboard Manual \(Hughes Colavita Grant Carroll\)](#)

### Field Maintenance

- [How to Line a Lawrence Little League Field](#)
- [How to Rake a Lawrence Little League Field](#)
- [Streamliner 354 Field Liner Manual](#)
- [Sports Turf Management Field Safety Checklist](#)
- [7 Tips for Field Recovery After Rain](#)
- [Control Lip Build Up](#)



# Tee Ball (Age 4-6)



## Skills We Want The Player To Learn

<b>Base Running</b>	Runs out of the batter's box. Location of the bases.
<b>Throwing</b>	Uses four-seam grip. Ball generally in area of target.
<b>Catching &amp; Fielding</b>	Knows what hand to catch with. Transfers ball to throwing hand.
<b>Hitting</b>	Knows which batters box to stand in. Holds bat with correct grip.

## Key Rules for Division

- Team meets one hour each week.
- First 30 minutes are skills building from the Little League Tee Ball Manual.
- Second 30 minutes is a game where every player bats and plays the field. Teams swap sides after one time through the batting order.
- Coaches should be on the field directing action.
- Fun comes first!



# Rookies (Age 6-7)



## Skills We Want The Player To Learn

<b>Base Running</b>	Runs fast out of the batter's box. Runs through first base.
<b>Throwing</b>	Throws off proper foot. Uses four-seam grip.
<b>Catching &amp; Fielding</b>	Knows what hand to catch with. Can use glove. Transfers ball to throwing hand.
<b>Hitting</b>	Knows how to set up in batter's box. Uses balanced, athletic stance.

## Key Rules for Division

- All players bat. Nine players in field.
- Players may not play the same position for more than 2 innings.
- Lineups are alphabetical by first name and continuous for the season.
- Coach pitch all season.
- Eight pitch max to each player and no walks.
- Eight batters maximum in an inning.



# Minors AA (Age 8-10)



## Skills We Want The Player To Learn

<b>Base Running</b>	Runs through first base. Makes proper turn to second base.
<b>Throwing</b>	Uses four-seam grip. Good footwork. Arm angles are good but not consistent.
<b>Catching &amp; Fielding</b>	Can field ground balls. Can catch fly balls. Usually knows where to throw the ball.
<b>Hitting</b>	Uses upper body. Lower body used but inconsistent. Consistent contact.

## Key Rules for Division

- All players bat. Nine players in field.
- Each player plays at least 2 innings in the field.
- Stealing of third base.
- Unlimited base on overthrow.
- 5 run per inning limit.
- Softball: Hybrid kid/coach-pitch until Mothers Day. After Mothers Day, full-time kid pitch from rubber (35').
- Baseball: Kid pitch begins May 1.



# A Note about the Coach-to-Kid Pitch Transition



Our goal is player development and to get every player exposed to pitching. During practice, you should dedicate time for each kid to get a chance to throw 5-8 pitches from the mound to a kid catcher. By the end of the season, we should have a clear picture of who is capable of throwing from 46' and who likes to catch.

- A kid may only start an inning and throw a **maximum of 25 pitches in a game.**
- Once 25 pitches are reached, the coach comes in to finish the inning (not another kid)
- A kid catcher must catch a kid pitcher. A kid who pitched may catch in the same game.
- Kids may throw from the base of the dirt mound using the portable mound (42'), or, if they are able, from a full 46' (the pitching rubber).
- Cadet umpires may call balls and strikes from behind the mound. The Cadet will use a very wide strike zone to encourage swinging and not a walkathon.

We know the talent on each team will be at different levels, and so coaches should discuss specifics before the game. It is OK if one kid toes the rubber, and in the next inning, another kid throws from the base of the mound.





# Minors AAA (Age 8-11)



## Skills We Want The Player To Learn

<b>Base Running</b>	Runs through first base. Makes proper turn to second base.
<b>Throwing</b>	Uses four-seam grip. Good footwork. Arm angles are good but not consistent.
<b>Catching &amp; Fielding</b>	Can field ground balls. Can catch fly balls. Usually knows where to throw the ball.
<b>Hitting</b>	Uses upper body. Lower body used but inconsistent. Consistent contact.

## Key Rules for Division

- All players bat. Nine players in field.
- Each player plays at least 2 innings in the field.
- No Infield Fly or Dropped Third Strike.
- Stealing of second and third base.
- Unlimited base on overthrow.
- 5 run per inning limit.



# Majors (Age 10-12)



## Skills We Want The Player To Learn

<b>Base Running</b>	Knows how many outs. Recognizes other players on base.
<b>Throwing</b>	Uses four-seam grip. Good throwing mechanics and arm strength. Usually accurate.
<b>Catching &amp; Fielding</b>	Can field ground balls. Can catch fly balls. Usually knows where to throw the ball.
<b>Hitting</b>	Consistent contact; can drive the ball to outfield on occasion. Becoming aware of strike zone.

## Key Rules for Division

- All players bat. Nine players in field.
- Each player plays at least 2 innings in the field.
- Infield Fly; Dropped Third Strike.
- Unlimited stealing of bases.
- Unlimited base on overthrow.
- Unlimited runs per inning.



# Intermediate (Age 11-12)



## Skills We Want The Player To Learn

<b>Base Running</b>	Leading off. Reading the pitcher.
<b>Throwing</b>	Good throwing mechanics and arm strength. Usually accurate.
<b>Catching &amp; Fielding</b>	Executing proper cutoffs. Proper fielding technique. Anticipating the play.
<b>Hitting</b>	Consistent contact; can drive the ball to outfield on occasion. Becoming aware of strike zone.

## Key Rules for Division

- All players bat. Nine players in field.
- Each player plays at least 2 innings in the field.
- Infield Fly; Dropped Third Strike.
- Leading off from base; pitchers may balk.
- Unlimited stealing of bases.
- Unlimited base on overthrow.
- Unlimited runs per inning.





# **Assessment Day & Draft**

**(Minors & Majors Coaches Only)**



# Player Assessment Day: (March 23 @ LHS Turf)



**Objective:** Place League Age 8-10 where they will best be able to learn and succeed.

All Minors, Minors AA, Minors AAA, and Majors Head and Assistant Coaches must evaluate.  
Please arrive 9:05am for pre-assessment meeting.

- 21 players will be assigned to each time slot.
- When players arrive, they will be assigned to a 13 year old coach, (5 players with each 13).
- Each 13 year old will lead their group through the following:
  - Play catch
  - Roll ground balls and throw back to coach
  - Catch fly ball and throw back to coach
  - 5 swings off of a tee into a pop-up net
- While the 13s manage the kids through the drills, the Adult Coaches will observe and place notes into the app.

Group	Start	End
1	9:30:00 AM	10:00:00 AM
2	10:10:00 AM	10:40:00 AM
3	10:50:00 AM	11:20:00 AM
4	11:30:00 AM	12:00:00 PM
5	12:10:00 PM	12:40:00 PM



The screenshot shows a mobile app interface with a white background. At the top left, the word "SAMPLE" is written in large, bold, red, slanted capital letters. To its right is the Bravara logo, which consists of a purple square icon with a white stylized 'B' and the word "Bravara" in a dark blue sans-serif font. Below the logo, the text "Lawrence Little League" is displayed in a dark blue sans-serif font. Underneath that, "Player Evaluations" is written in a bold, dark blue sans-serif font. A horizontal line separates this header from the main content area. The main content area contains two paragraphs of text in a dark blue sans-serif font. The first paragraph states that Lawrence Little League is using Bravara for player evaluations and that the user has been selected as an evaluator, needing to download the Bravara app to evaluate players on evaluation day. The second paragraph instructs new users to create an account and enter a 6-character code to access evaluations. Below the text, there is a light gray rectangular box containing the code "W Z S - E 6 Z" in a dark blue sans-serif font. At the bottom of the screen, there is a blue rectangular button with rounded corners and the text "Download Bravara App" in white sans-serif font. The footer of the app shows the copyright notice "© 2025 Bravara. All rights reserved." in a small, dark blue sans-serif font.

× #1003-11 Edit

Rate player from 1 (low) to 5 (high)

Infield

1 (low) - 5 (high)

Outfield

1 (low) - 5 (high)

Throwing

1 (low) - 5 (high)

Hitting

1 (low) - 5 (high)

Running

1 (low) - 5 (high)

Pitching

▼ Scroll for more

< 1003-11 >




# LTJBSA Player Developmental Rubric



This objective rubric allows us to:

- Fairly place players in a division that they can both succeed and be challenged.
- Set learning objectives for each player in each area of the game: base running, throwing, catching and fielding, hitting.
- Help parents understand where they can help their player improve.
- Establish rules for each division that encourage development of appropriate skills.
- Important: The Rubric Scale is absolute, not relative to each age group, so we can track player improvement year over year.**

	0	1	2	3
<b>BASE RUNNING</b>	<ul style="list-style-type: none"> <li>Does not know location of bases.</li> </ul>	<ul style="list-style-type: none"> <li>Runs slowly to base.</li> <li>Does not run through first base.</li> </ul>	<ul style="list-style-type: none"> <li>Speed to base.</li> <li>Inconsistent running through first base.</li> <li>Makes wide turns to second base.</li> </ul>	<ul style="list-style-type: none"> <li>Runs through first base.</li> <li>Makes proper turn to</li> <li>Inconsistently recognize players on basepaths.</li> <li>Does not know how to cannot consistently</li> </ul>
<b>CATCHING &amp; FIELDING</b>	<ul style="list-style-type: none"> <li>Does not know which hand to use to catch.</li> </ul>	<ul style="list-style-type: none"> <li>Knows which hand to catch with.</li> <li>Frequently misses the ball.</li> <li>Rarely is in an athletic position.</li> <li>Acts as if afraid of the ball.</li> </ul>	<ul style="list-style-type: none"> <li>Inconsistent fielding position.</li> <li>Catches thrown ball on side of body and moves out of way</li> <li>Often gets a glove on the ball but inconsistent fielding it.</li> </ul>	<ul style="list-style-type: none"> <li>Good fielding position</li> <li>Catches thrown ball in</li> <li>Inconsistent footwork</li> <li>Inconsistent fielding g</li> <li>Inconsistent catching</li> </ul>
<b>THROWING</b>	<ul style="list-style-type: none"> <li>Does not know which arm to use to throw the ball.</li> </ul>	<ul style="list-style-type: none"> <li>Ball is held in the proper throwing hand.</li> <li>Does not step to throw the ball or throws from the wrong foot.</li> <li>Elbow drops. Short arms ball.</li> <li>Little or no follow through.</li> </ul>	<ul style="list-style-type: none"> <li>Good footwork.</li> <li>Inconsistent follow through.</li> <li>Inconsistent arm angles.</li> <li>Weak arm strength - cannot consistently reach target.</li> </ul>	<ul style="list-style-type: none"> <li>Good footwork.</li> <li>Good follow through.</li> <li>Good arm angles.</li> <li>Good arm strength.</li> <li>Inconsistent accuracy</li> </ul>
<b>BATTING</b>	<ul style="list-style-type: none"> <li>Does not know which side of plate to stand on.</li> <li>Does not hold the bat correctly.</li> </ul>	<ul style="list-style-type: none"> <li>Stands parallel to home plate on proper side.</li> <li>Properly grips the bat with dominant hand on tip.</li> <li>Stance is unathletic.</li> <li>Uses upper body only</li> <li>Makes little or no contact.</li> </ul>	<ul style="list-style-type: none"> <li>Batting stance is athletic.</li> <li>Consistent use of upper body in swing.</li> <li>Inconsistent use of lower body in swing.</li> <li>Bat path is not level.</li> <li>Makes weak contact.</li> <li>Hits do not go beyond infield.</li> </ul>	<ul style="list-style-type: none"> <li>Consistent use of upper body in swing.</li> <li>Bat path is level.</li> <li>Consistent contact.</li> <li>Load is not on time. L</li> <li>Hitting distance is just</li> </ul>
<b>PITCHING</b>	<ul style="list-style-type: none"> <li>Does not have the ability to throw the ball from the</li> </ul>	<ul style="list-style-type: none"> <li>N/A</li> </ul>	<ul style="list-style-type: none"> <li>N/A</li> </ul>	<ul style="list-style-type: none"> <li>Inconsistent mechanic</li> <li>Inconsistently throws than 50% rate).</li> <li>Does not move into fi</li> </ul>



# Absolute Scale + Assessment Day



## Lawrence Little League Player Development Rubric

	0 (Age ~ 4-6)	0.5-1.5 (Age ~ 7-8)	1.5-2.5 (Age ~ 9-10)	2.5-3.5 (Age ~ 11-12)	3.5-4.5 (50/70 or Travel Player 10U+)	4.5-5 (Age 13+ or EXCEPTIONAL)
<b>BASE RUNNING</b>	<ul style="list-style-type: none"> <li>Does not know the location of bases.</li> </ul>	<ul style="list-style-type: none"> <li>Runs slowly to base.</li> <li>Does not run through first base.</li> </ul>	<ul style="list-style-type: none"> <li>Shows speed and effort running to base.</li> <li>Inconsistent running through first base.</li> <li>Makes wide turns to second base.</li> </ul>	<ul style="list-style-type: none"> <li>Runs through first base.</li> <li>Makes proper turn to second base.</li> <li>Inconsistently recognizes other players on basepaths.</li> <li>Does not know how to slide or cannot consistently execute one.</li> <li>Does not know how to read a pickoff move.</li> </ul>	<ul style="list-style-type: none"> <li>Knows how many outs.</li> <li>Can properly tag up on a fly ball when reminded by a coach.</li> <li>Recognizes other players on basepaths.</li> <li>Able to slide but does not always perform it in the right situation.</li> <li>Inconsistently reads pick-off move.</li> </ul>	<ul style="list-style-type: none"> <li>Tags up without being reminded.</li> <li>Understands signs given by a coach.</li> <li>Knows how and when to slide.</li> <li>Consistently reads pick-off move.</li> <li>Smart, aggressive baserunner.</li> </ul>
<b>CATCHING &amp; FIELDING</b>	<ul style="list-style-type: none"> <li>Does not know which hand to use to catch.</li> </ul>	<ul style="list-style-type: none"> <li>Knows which hand to catch with.</li> <li>Does not often complete a catch.</li> <li>Rarely is in an athletic position.</li> <li>Acts as if afraid of the ball.</li> </ul>	<ul style="list-style-type: none"> <li>Inconsistent proper fielding position.</li> <li>Catches thrown ball on side of body and moves out of way.</li> <li>Often gets a glove on the ball but inconsistent fielding it.</li> </ul>	<ul style="list-style-type: none"> <li>Consistent proper fielding position.</li> <li>Catches thrown ball in front of body.</li> <li>Inconsistent footwork.</li> <li>Inconsistent fielding ground balls.</li> <li>Inconsistent catching fly balls.</li> </ul>	<ul style="list-style-type: none"> <li>Consistent footwork.</li> <li>Consistently fields routine ground and fly balls.</li> <li>Inconsistent with advanced plays (charging grounders, backhand, going back on fly balls).</li> </ul>	<ul style="list-style-type: none"> <li>Consistent fielder that usually makes routine and advanced plays.</li> <li>Knows the difference between force out and a tag play.</li> <li>Well-positioned during plays (i.e. knows where to go to take cutoff)</li> </ul>
<b>THROWING</b>	<ul style="list-style-type: none"> <li>Does not know which arm to use to throw the ball.</li> </ul>	<ul style="list-style-type: none"> <li>Ball is held in proper throwing hand.</li> <li>Does not step to throw the ball or throws from the wrong foot.</li> <li>Elbow drops. Short arms ball.</li> <li>Little or no follow through.</li> <li>Inconsistent accuracy.</li> </ul>	<ul style="list-style-type: none"> <li>Consistent footwork.</li> <li>Inconsistent grip.</li> <li>Consistently follow through.</li> <li>Inconsistent arm angles.</li> <li>Inconsistent accuracy.</li> <li>Weak arm strength - cannot consistently reach target.</li> </ul>	<ul style="list-style-type: none"> <li>Consistent footwork.</li> <li>Consistent grip</li> <li>Consistent follow through.</li> <li>Consistent arm angles.</li> <li>Consistent accuracy.</li> <li>Moderate arm strength.</li> <li>Inconsistent accuracy to target.</li> </ul>	<ul style="list-style-type: none"> <li>Consistent proper mechanics.</li> <li>Reliably accurate to target.</li> <li>Inconsistently throws the ball to the proper spot in game situations.</li> </ul>	<ul style="list-style-type: none"> <li>Consistently accurate.</li> <li>Strong arm strength. Can make a throw from deep outfield to cutoff.</li> <li>Always throws the ball to the proper spot in game situations.</li> </ul>
<b>BATTING</b>	<ul style="list-style-type: none"> <li>Does not know which side of plate to stand on.</li> <li>Does not hold the bat correctly.</li> </ul>	<ul style="list-style-type: none"> <li>Stands parallel to home plate on proper side.</li> <li>Properly grips the bat with dominant hand on tip.</li> <li>Stance is unathletic.</li> <li>Uses upper body only</li> <li>Makes little or no contact.</li> </ul>	<ul style="list-style-type: none"> <li>Batting stance is athletic.</li> <li>Swing consistently uses upper body.</li> <li>Swing inconsistently uses lower body.</li> <li>Bat path is not level.</li> <li>Makes weak contact.</li> <li>Hits do not go beyond infield.</li> </ul>	<ul style="list-style-type: none"> <li>Consistent use of upper and lower body in swing.</li> <li>Bat path is level.</li> <li>Consistent contact.</li> <li>Load is not on time. Late on pitches.</li> <li>Hitting distance is just beyond infield.</li> </ul>	<ul style="list-style-type: none"> <li>Consistent swing mechanics.</li> <li>Consistent on-time load.</li> <li>Inconsistent strike zone awareness.</li> <li>Swings at bad pitches.</li> <li>Can drive the ball to the outfield on occasion.</li> </ul>	<ul style="list-style-type: none"> <li>Consistently drives ball to outfield (or over outfielders)</li> <li>Consistent strike zone awareness.</li> <li>Does not swing at many bad pitches.</li> <li>Consistent on-time load against off-speed pitches.</li> </ul>
<b>PITCHING</b>	<ul style="list-style-type: none"> <li>Does not have the ability to throw the ball from the mound to catcher.</li> </ul>	<ul style="list-style-type: none"> <li>(Must at least a 3 in THROWING category to begin pitching and must have enough arm strength to consistently reach home plate from the pitcher's mound.)</li> </ul>	<ul style="list-style-type: none"> <li>Shows poor posture or is unbalanced at the start of motion.</li> <li>Stride is short and release point is inconsistent.</li> <li>Inconsistent follow through.</li> <li>Rarely throws strikes.</li> </ul>	<ul style="list-style-type: none"> <li>Inconsistent with pitching motion mechanics.</li> <li>Inconsistently throws strikes (30%-50% of pitches).</li> </ul>	<ul style="list-style-type: none"> <li>Consistent proper mechanics.</li> <li>Ball-strike ratio of 50-55%.</li> <li>Inconsistently ready to field position after delivering pitch.</li> <li>Inconsistent pick-off move and/or balks frequently.</li> </ul>	<ul style="list-style-type: none"> <li>Consistent proper mechanics</li> <li>Consistently throws strikes (60% or better).</li> <li>Can pitch ball to location.</li> <li>Consistently ready to field after delivering pitch.</li> <li>Good pick-off move and rarely balks.</li> </ul>

- We are assessing players as to where they are at the current point in time so we can help them learn.
- A 5 means they should be ready for High School ball.



# Draft Process





Softball and Baseball Majors/Minors Divisions use an "[Alternate Plan B Method](#)" or "Redraft," which ensures a balanced distribution of players across all teams. The process:

1. The league determines the number of teams, roster sizes, and assigns managers.
2. Managers draw numbers to determine the draft order.
3. Following the draft order, managers select players within the division's age range, starting with returning players. Majors coaches must draft all available 12-year-olds first. If the number of remaining picks equals the number of undrafted returning Majors players, those players become the only eligible selections.
4. The draft follows a snake order (e.g., Round 1: 1-4, Round 2: 4-1, Round 3: 1-4) until all rosters are full.
5. Head Coaches must draft their assistants. Players with parents volunteering as on-field assistants will be noted, and managers should collaborate to distribute them evenly.
6. Managers are expected to balance skill positions across teams (e.g., preventing one team from having three catchers while another has none) to maintain fair competition.

*During the draft, we ask Head Coaches to work together will balance the competitiveness of the division by ensuring certain skill positions are equally distributed (i.e. we don't allow one team to have 3 catchers while another team doesn't have any).*

**Age Ranges for Draft Divisions ([using Little League age](#)).**

-  Majors (40'): 12-10, Minors (35'): 10-8
-  - Majors 46/60: 12-9, Minors AAA: 11-8, Minors AA: 10-7 (all 8-year-olds must play in AA)

Rookies and Tee Ball Divisions are developmental, not competitive divisions, and so rosters are created using a "[Plan C](#)" draft.



# Our Draft Goal

- We want competitive, fun games where players learn and improve their fundamentals.
- These are kids having fun playing a game with their friends, not pieces of your championship dream.
- The other managers in the draft are your partners in helping create an optimal experience for all kids in your division. They are not your rivals or competition.



*ChatGPT, draw a Little League themed logo for the word "Parity"*



# The Draft Determines the Roster



As part of the registration process, parents are asked to acknowledge that we may not honor a request to place their player:

- On the same team as any other player (including their sibling)
- On any specific team (exception: players who have families that are team sponsors are automatically placed on that team)
- With a specific manager, or coach
- With a team that practices or plays (or doesn't practice or play) at a certain time or day of the week
- Within a specific division or league

**In short: Players are drafted onto a team by a coach. Appeals to League officials to place a player or to change draft results will not be accommodated.**

In some instances a player's Little League Age and their calendar age are different. As such, they may be drafted in a different division than their classmates. Lawrence Little League must follow Little League International age guidelines in order to keep our charter and insurance, and cannot accommodate requests to keep a player together with classmates.





**Playing Ball**



# Sportsmanship



- Lawrence Little League has a **ZERO TOLERANCE** policy for confrontational behavior by players, parents, or coaches. Any confrontational behavior that is directly witnessed results in the League working with LTPD to institute an immediate ban of that individual from games and practices for the remainder of the season.
- A Manager may ask for an explanation of a ruling from the Umpire making the ruling after requesting time out. This request must not be made in an argumentative manner, with a raised voice, or with intent to cause a spectacle on the field. Once the explanation is received, they should leave the field.
- Managers may not ask another Umpire for “help”. They may ask the Umpire who made the call to confer with another Umpire; however, the Umpire who made the call may refuse.
- If the other team is questioning a call, members of your team may not offer an opinion or enter the field.

**LTJBSA Code of Conduct** should be respected and followed at all times!

**Cheer loud. Cheer proud.  
Cheer Positive.**

**Always use kind language,  
show great sportsmanship,  
and respect our facilities.**



No smoking, vaping, alcohol,  
noisemakers or unleashed pets.  
By Lawrence Township Ordinance.











# Preliminary Season Schedule



- By Sunday, March 29 rosters and practice schedules will be posted in SportsConnect (then pushed to GC) . You must open your GC app before anything can sync to your families.
- Please wait until rosters are posted to email your team so that we can double-check the draft.
- Centercourt "Spring Training" Mar 4-11-18-265

	Game Days	Practices
<b>Majors 50/70</b> 	Intraleague TBD March 13. All games/practices on Bauer Field.	
<b>Majors</b> 	Wed & Sat	Tues
<b>AAA</b> 	Tues & Sat	Mon
<b>AA</b> 	Mon & Sat	Wed
<b>Rookies</b> 	Thur & Sat	Thurs or Fri
	Lighted Fields	6:45
	Unlighted Fields	6:15
	Saturday	10:30 or 12:30

	Game Days	Practices
<b>Majors</b> 	Mon & Wed	Mon or Wed
<b>Minors</b> 	Tues, Thurs, & Sat	Tues or Thurs
<b>Rookies</b> 	Thurs & Sat	Monday (Joint)
	Colavita	6:30
	Leedom	6:15

*Softball Intraleague is scheduled at the District coaches meeting.  
Games may replace practices depending on intraleague schedule.*

**Tee Ball** begins April 26 and runs through June 15. 9-9:30am practice. 9:30-10am game.



# Tee Ball Uniform Pick Up Party



- Saturday April 5, 11-12:30
- Coaches and players can pick up their uniform and meet their teammate.
- Every player gets a ticket for a free hot dog or chicken fingers + a bottle of water.
- Sponsored by Eggert Aquatics





# Tee Ball Begins April 26 after the Parade



- 9am-10am Saturdays. Two teams will share a practice field.
- If you are assigned “Colavita Infield” your game will take place on the infield. Both teams should practice in right field, inside the field fence.
- If you are assigned “Colavita Outfield” your game will take place in left field using throw down bases. Both teams should practice in left field, inside the field fence
- Do not practice in unfenced areas of the park.
- Please keep parents off the field and out of the dugout.
- Please leave all pitching mounds covered with the tarp during tee ball games.





# Pre-Season Practice: LMS



- All teams but 50/70. Week of March 31
- GameChanger will show the section letter your team is assigned.
- Practice can begin no earlier than 5:45 and must end by 7pm.
- Throwing, fielding, baserunning, hitting with wiffle balls.
- **Do not use the turf field even if its empty.**
- Majors and High Minors teams will have additional Indoor Cage nights (:50 sessions)





# Practice Equipment



- Tee Ball Coaches will scan out a bucket with everything they need to run drills from the LL manual.
- Each Head Coach will receive one dozen practice and one dozen game balls.
- The Indoor Facility will have common practice items to share (tennis balls, throw down bases, tees, cones).
- A weekday practice night will be part of your schedule.
- If you'd like additional practice time, you may use any grass area in LMS, Central Park, Village Park or Veterans Park. Remember soccer or lacrosse may have priority. You must notify the League of additional practices you schedule for insurance purposes.





# Equipment Sign Out Process

- Scan the QR code tag or find the form on the Documents & Settings page and enter the four digits on the label.
- Complete the form including the initials of the LTJBSA official that gave you the equipment (PA, JZ, DS, PV, etc).
- At the end of the season, scan the code again to check the equipment back in.
- For catcher's gear, each piece in the set is tagged with the same number.

## LTJBSA DOCUMENTS

### Essential Documents

- [Online Medical Information Form](#) (complete before the season starts)
- [Mobile Quick Links](#) (LTJBSA Linktree)
- Social Accounts: [Instagram](#) | [Facebook](#)
- [Player Development Rubric](#)
- [Equipment Check Out/In Form](#)
- [Accident Notification Form](#) (file within 20 days of an incident)
- [Coaches Information Presentation Packet](#)

### Equipment Loan Form

Coaches should use this form to scan out/scan in loaned equipment.

LTJBSA Equipment ID \*

Enter last four digits only

LTJBSA Official \*

Status \*

☐ Check Out ☐ Check In

Your Name \*

First Name Last Name

Email \*

example@example.com

Submit





# Uniform Distribution: TBD March



- Pick up team uniforms at the Indoor Facility.
- Every player gets a jersey, socks, and belt. Baseball and Tee Ball players also get a hat.
- We order uniforms prior to team formation, and so we need coaches to help distribute sizes to your players fairly.
- Give players the largest size available that will fit them.
- Email Jake or Paul if there are any major uniform issues after distributing. Uniforms take 2-3 weeks to be delivered so do your best to sort things through yourself.





# Scorekeeping & Scoreboards (Central Park)



- Equipment and scorers table/chairs for Colavita are in the pressbox.
- Equipment for Hughes, and Carroll Fields are stored in the pressbox.
- Equipment for Grant Field is in the Conference Room.
- You must send power to all Central Park scoreboards unit by turning on the circuit breaker in the Hughes clubhouse.
- If the unit doesn't turn on, check the switch at base of the scoreboard (Carroll, Grant, Hughes, and Colavita).
- Operations manuals and bluetooth instructions are in each box as well as on ltjbsa.com.
- Lower microphone volume to Zero after each batter.
- Lower music/phone volume during innings.
- Music may be played only in between innings. **No walk up music for each player**, and no songs with any explicit language. There is a Ballpark-friendly YouTube playlist on ltjbsa.com (you may use your own).
- Please let each Head Coach know that you will be keeping score.



## Scorekeeping

- [Ballpark Playlist \(YouTube Music\)](#)
- [Scoreboard Operation Quick Reference Guide](#)
- [Electro-Mech 1550 Scoreboard Manual \(Pezzicola\)](#)
- [Electro-Mech 1160 Scoreboard Manual \(Hughes, Colavita, Grant, Carroll\)](#)



# Sample Defensive Rotation Grid

[Downloadable Template](#)



	BATTING ORDER	1	2	3	4	5	6	EH
1	DYKSTRA	SS	SS	SS	SS	SS	SS	0
2	BACKMAN	3B	3B	EH	3B	3B	3B	1
3	HERNANDEZ	P	P	P	EH	1B	1B	1
4	STRAWBERRY	1B	1B	1B	1B	EH	RF	1
5	CARTER	2B	2B	2B	EH	2B	2B	1
6	MITCHELL	RF	EH	EH	P	P	P	2
7	KNIGHT	CF	CF	CF	CF	CF	CF	0
8	SANTANA	C	C	C	EH	RF	EH	2
9	GOODEN	EH	EH	3B	C	C	C	2
10	WILSON	EH	EH	LF	LF	EH	EH	4
11	TEUFEL	LF	LF	EH	EH	LF	LF	
12	ELSTER	EH	RF	RF	2B	EH	EH	3
13	OJEDA	EH	RF	RF	2B	EH	EH	3
14	DARLING	EH	RF	RF	2B	EH	EH	3
	Pitching	Max 11-12 85	4 days 66+	3 days 51-65	2 days 36-50	1 day 21-35	0 day 0-20	





- Important tool to make sure everyone gets playing time.
- Build your own or download this one.
- Share a copy with your parent scorekeeper so they can manage GameChanger appropriately.



# Umpires



## Scheduling

- **Majors**   and **50/70** games will be assigned two adult umpires by District 12 (sometimes only 1 is available)
- **Minors**   will be assigned one adult umpire (plate/kid pitched) and one cadet (field). The adult is assigned by D12, the cadet is assigned by LLL.
- **Rookies** will be assigned one cadet by LLL.

## Payment

- Umpires are paid at the Snack Shack. They must sign the clipboard to receive their pay. The Snack Shack is open from 5pm until 30 minutes after the last game ends at Central Park.
- For Moody (50/70) and Fasolino games, the home team coach must sign out the ump pay for their game. If you forget and pay out of pocket, email [treasurer@ltjbsa.com](mailto:treasurer@ltjbsa.com) and Dave will reimburse you via Zelle.
- Umpires may also stop by the Snack Shack the day after a Moody/Fasolino game to receive pay themselves.



# A Word on Cadet Umpires



- Cadet Umpires are typically young teenagers working independently (Minors) or alongside Adult Umpires (Majors/AAA).
- Cadet Umpires make it possible for us to have coverage on all of the games we need to play, and at a reasonable cost.
- Please remember that cadets are often working in their first season of umpiring. We expect them to arrive on time, focus on the games, and give their best effort. However, mistakes are inevitable. **Grant them patience and grace as they learn the ropes. Teach your players how to deal with adversity and bad calls. Ask your families to be kind. Be an example of good sportsmanship.**
- It is completely unacceptable to debate or intimidate a cadet umpire before, during, or after any game. We have a zero tolerance policy; you and your player will be suspended from the League.
- All Little League rules regarding umpire respect apply to cadets. Managers or parents cannot “override” a cadet decision.
- Please contact the umpire coordinator after the game if there is an extreme concern with a cadet umpire.



# Rulebook App - Free to Download



Download on: [Google Play](#) | [Apple App Store](#)

## Create Bookmarks

**Tap and Hold** for two seconds on a rule to create a unique bookmark.

## Create Notes

**Tap and Hold** for two seconds on a rule to create and save custom notes.

## Copy to Clipboard

**Tap and Hold** for two seconds to copy and share rules directly from the app.



## Rule Interpretation Videos

Access to app-exclusive rule interpretation videos.

## Search

Search across all three rulebooks or an individual rulebook.

## Offline Sync

Access to the Rulebook app without using data or a Wi-Fi connection.



# In-House Playoffs (Baseball)



- Seedings are determined by total wins (not just against Lawrence teams).
- Tie breakers: Runs Against, Runs Scored, Coin Flip
- Forfeit counts as a win/loss.
- Rainouts that cannot be made up count as a tie.
- **All baseball Majors 46/60, AAA, AA, and Rookies teams make playoffs.**
- **Intermediate 50/70 teams will not have playoffs.**





# District Tournaments



- Dates are tentative.
- Lawrence is hosting the baseball District 10s.
- If you are interested in coaching or managing for an All-Star team, please email [lll@ltjbsa.com](mailto:lll@ltjbsa.com)

## Tournament Calendar

(All dates are very tentative and subject to change. Schedules may change right up until the beginning of a tournament. Requests will NOT BE ACCEPTED!)

Division	District Dates	District Location	Section Dates	Section Location	State Dates	State Location
8 Baseball	TBD		7/12-7/22	TBD	7/27-8/4	TBD
10 Baseball	6/24-7/8		7/13-7/20	D12	7/23-7/28	S3 / D12 TBD
10 Softball	6/29-7/6		7/8-7/15	D19	7/18-7/22	S4 / D13 Cherry Hill Am
11 Baseball	6/21-7/1		7/7-7/14	D10	7/18-7/23	S2 / D5 TBD
11 Softball	TBD		N/A		N/A	
12 Baseball	6/24-7/7		7/12-7/19	D11	7/24-7/29	S3 / D19 Freehold Twp
12 Softball	6/21-6/30		7/2-7/8	D12	7/12-7/16	S1 / D2 TBD
50/70 Baseball	6/19-6/26		7/1-7/6	D11	7/9-7/14	S4 / D14 TBD
Jr Baseball	N/A		7/11-7/18	D19	7/23-7/27	S2 / D7 Secaucus
Jr Softball	N/A		6/30-7/6	D19	7/10-7/14	S4 / D13 Swedesboro
Sr Baseball	N/A		6/30-7/5	D18	7/8-7/13	S3 / D10 Old Bridge
Sr Softball	N/A		6/30-7/6	D10	7/10-7/14	S4 / D16 Dennis Twp



# Friday Night Lights Game Procedures (TBD)



- Fun way for kids to play under the lights.
- Pre-game schedule will be a little longer, plan your warmups accordingly:
  - Teams complete warm ups 5 minutes before the ceremony starts.
  - Teams line up on their respective baselines in the order of their batting lineup (don't step on the line!)
    - The home team starting catcher (masked and with their glove) should stand closest to home plate.
  - National Anthem is played (remind your team to remove hats).
  - Visiting team is announced, then the home team. Players step forward from the foul line and tip their hat to the crowd when their name is called.
  - Guest throws out the first pitch to the home team catcher.
  - Both teams line up at home plate for a photo.
  - Guest says "play ball."
  - Home team takes the field and game starts.
- Teams should bring three copies of their lineups: for the opponent, announcer, and booth.
- **Scorekeepers and Parent Squad - we need help so please sign up!**







**Field Care  
(Softball &  
Baseball)**



# Using the Indoor Facility



## During Practice

- Use any of the community gear, but please put everything back in its place.
- Do not hit or throw balls against the walls. Set up tees to hit into the cage netting in the middle of the facility.
- Players should wear cleats only.

## Closing Up for the Evening

- Close all lights.
- Prop open all bathroom doors.
- Ensure all three exterior doors are locked.
- Close and lock the office door if left open.
- Leave through the door facing Pezzicola Field, and push the flip up to lock it (see the photo). Door sticks so slam it hard when closing.





# Game Day Responsibilities (Softball & Baseball)



Pre-Game	In-Game	Post-Game
<ul style="list-style-type: none"><li>• Remove plugs (store them under the dugout bench) and install bases.</li><li>• Home team lines the field and supplies game ball (RLLB1 or 8u Rawlings).</li><li>• Managers share lineup card (name + uniform number) with your opponent.</li><li>• Managers review rules with the Umpire crew.</li><li>• Ask a parent to operate the scoreboard.</li></ul>	<ul style="list-style-type: none"><li>• Track pitch counts via GameChanger.</li><li>• Keep players covered in the dugout at all times if not batting or fielding.</li><li>• Lightning or thunder clears the field. Each weather delay is 30 minutes. Subsequent lightning or thunder resets the clock.</li><li>• Regulation games are four or more innings in which one team has scored more runs than the other (3½ if the home team is ahead).</li></ul>	<ul style="list-style-type: none"><li>• Visiting team rakes the field, removes the bases, and installs base plugs.</li><li>• Cover pitching mound and home plate.</li><li>• If you are the last team leaving for the day, ensure the Clubhouse and bathroom doors are locked.</li><li>• Enter score (home team) and pitch count (both teams) on LTJBSA website via your Team Home Page.</li><li>• For interleague games: Host team sets up, scores, and rakes afterwards. Visitors not required to help.</li></ul>



# Pre-Game (Moody Park)



- Moody lockbox code is 1972.
- The Lockbox located on the closet between bathrooms.
- The key in lock box will open the closet door.
- In the closet are bases as well as additional keys(bathrooms, light shed, tball field, etc.)
- **We must only use the top lock for the bathroom doors.**
- The lights panel is located \_\_\_\_.
- Ewing Township Rec Department will line the fields.  
Coaches must only install (and remove) bases.






# Pre-Game (Fasolino Field)



- Lockbox is on Concession Stand Door and will open the closet that is next to the first base dugout.
- In the closet are bases as well as additional keys (bathrooms, concession stand, press box).
- The light switch for the field lights is located in the concession stand.
- Ewing Township Rec Department will line the fields. Coaches must only install (and remove) bases.





# Pre-Game Field Lining (Central/Village Park)

- Hughes and Colavita Shed code is 1952.
- To start, remove field covers and drape over the fence in the outfield area of the fields.
- If infield dirt has wet spots, lightly sprinkle Turface mixture over the area. Turface absorbs 50x of its weight within 10 minutes of being activated by sunlight - don't use too much.
- All equipment and field chalk bags are:
  - Hughes or Colavita clubhouse (Central Park)
  - In the metal box behind the Leedom backstop (Village Park)
- **Only use the 2" setting on the lining machine.**
- Once done, set bases out on the field for gameplay.
- Please let Coaches know if you will be lining or raking.
- Instructions for field lining are in the Documents section of [ltjbsa.com](http://ltjbsa.com) and posted on the Hughes clubhouse door.





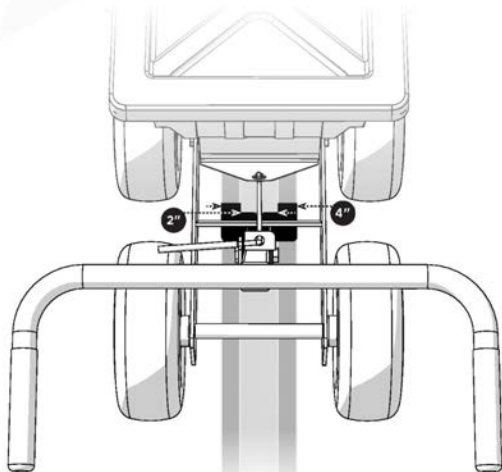
# Field Liner Use & Maintenance



## ALIGNING GUIDE — USAGE TIPS

With your minor assembly complete you are now ready to chalk lines. Simply place some chalk in the hopper and head to the field.

Use the Aligning Guide while chalking your lines. The Aligning Guide is visible from the operator's position when you look directly down the handle. In the diagram below the guide has been blackened to illustrate the inside and outside edge for 2" or 4" chalk lines. Use the Aligning Guide, or the center notch on the guide, to align with your string line.



## VARIABLE FLOW CONTROL — USAGE TIPS

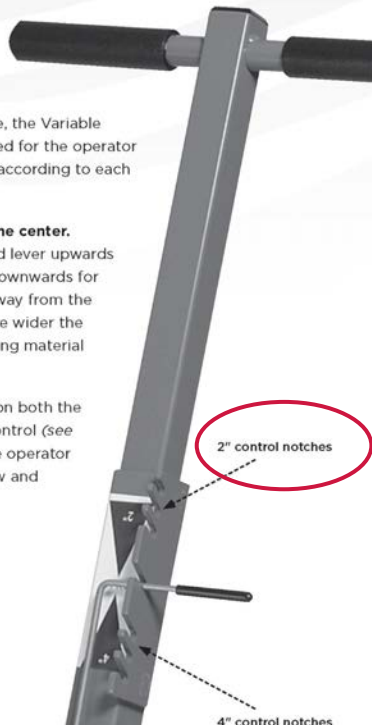
The Streamliner's Variable Flow On/Off Control gives you total command of the flow of your dryline material. Some chalking material will flow rapidly, while others flow more slowly and can "bridge" within the hopper.

Knowing this to be true, the Variable Flow Control is designed for the operator to **adjust the opening** according to each material's flow rate.

**The off position is in the center.**

Move the spring-loaded lever upwards to mark a 2" line and downwards for a 4" line. The further away from the off position you get, the wider the opening gets for chalking material to flow through.

Three preset notches on both the 2" and 4" end of the control (see photo, right) allows the operator to lock in the chalk flow and adjust on the fly, as necessary.



## HOPPER CAPACITY



Hopper holds between **35 - 40 pounds** of dry line marking material.

## REGULAR MAINTENANCE

If your Streamliner will sit idle for a month or longer, the hopper should be emptied completely. To empty the hopper, simply open the hopper cover and tip the unit over a large bucket. Spin the wheels to help remove any material that is clinging to the flexible brush agitator.

A more thorough cleaning is needed at the end of the season or if the Streamliner will be idle for several months.

1. Empty the hopper, then return the Streamliner it's upright position.
2. Move the Variable Flow Control lever to the widest 4" line notch.
3. Use a hose to thoroughly spray the entire unit with water — including the hopper — inside and out.
4. Be sure to rotate the brush agitator as you spray the interior of the hopper by rolling the Streamliner forward.
5. Allow the Streamliner to dry thoroughly before using it again.





# Pitching Mound Care



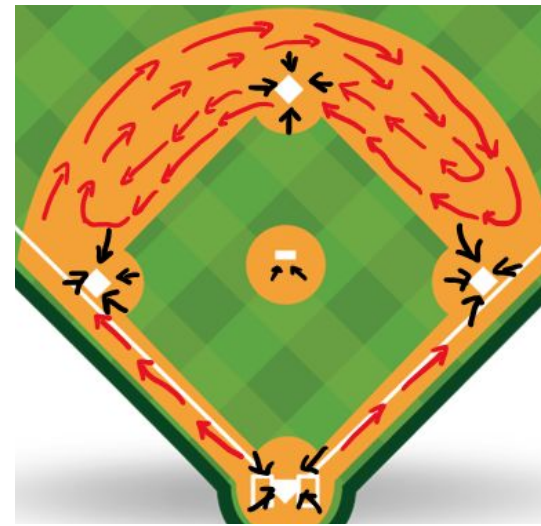
- Tee Ball should not uncover the pitchers mound.
- Baseball teams should not uncover the pitcher's mound until it is being used.
  - If you start your practice off with throwing or baserunning and aren't using the mound, keep it covered.
  - Uncover the mound about 30 minutes before gametime.
- When finished for the evening, please
  - Lightly rake the mound, moving clay to fill in the divot near the pitchers rubber.
  - You may add clay from the pressbox, but make sure you spray the area to create adhesion.
- Lightly mist the mound clay with water from the pump sprayer in the Hughes pressbox (there are two sprayers) then immediately cover it to keep moisture in the mound clay.





# Post-Game Raking (Central/Village Park)

- All equipment is in the Hughes or Colavita clubhouse.
- Prior to raking, remove all bases and store in the clubhouse.
- Always pull dirt from a grass area back onto the infield to prevent a lip build up.
- Start by using the plastic rake to pull infield mix off of the grass and back onto the infield area.
- Then use a metal rake to pull infield mix from areas of build-up to areas of loss (black arrows in graphic)
- Finally, pull the rake behind you as you walk across the infield. Follow a spiral pattern as you walk to evenly spread the infield mix (red arrows in graphic).
- Rake baselines longways (red arrows) not side-to-side.
- Leave a 2" buffer between the edge of the rake and the grass so that mix doesn't spread onto the grass.
- To finish, replace the cover on the circle/mound and home plate area.







# Rule Changes



# 2025 Rule Changes



2025 UPDATES:

## Rules and Regulations



- **Updates to Tournament Tie Game Rule**
- **Mandatory Play Removed in Senior League**
- **One-Way Electronic Devices to the Catcher**
- **Updates to Pregame Equipment Inspections**
- **Apparel and Equipment Regulations**

**Visit [LittleLeague.org/Rules](https://www.littleleague.org/Rules)**  
for complete information

### One-Way Electronic Devices to the Catcher

As technology on and off the field continues to evolve, Little League has adjusted its Rule 3.17 in both baseball and softball to add an exception that permits a coach or manager to use one-way communication to the catcher while the team is on defense for the purpose of calling pitches.

However, a manager or coach is prohibited from using the device to communicate with any other team member while on defense or any team member (including a manager or coach) while on offense, and a manager or coach shall not use the device outside the dugout/bench area.



# 2025 Rule Changes



2025 UPDATES:

## Rules and Regulations



- **Updates to Tournament Tie Game Rule**
- **Mandatory Play Removed in Senior League**
- **One-Way Electronic Devices to the Catcher**
- **Updates to Pregame Equipment Inspections**
- **Apparel and Equipment Regulations**

**Visit [LittleLeague.org/Rules](https://www.littleleague.org/Rules)**  
*for complete information*

## Updates to Pregame Equipment Inspections

The requirement for umpires to check equipment prior to the start of the game has been removed, placing responsibility for legal and proper equipment on the manager.



# 2025 Rule Changes



2025 UPDATES:

## Rules and Regulations



- **Updates to Tournament Tie Game Rule**
- **Mandatory Play Removed in Senior League**
- **One-Way Electronic Devices to the Catcher**
- **Updates to Pregame Equipment Inspections**
- **Apparel and Equipment Regulations**

Visit [LittleLeague.org/Rules](https://www.littleleague.org/Rules)  
for complete information

### Apparel and Equipment Regulations:

Additional adjustments and clarifications have been made for individual player apparel and equipment, including:

- **Bat Modifications/Alterations:** Clarifies that products, such as, but not limited to, choke-knobs, choke-up assists, or thumb protectors are considered alterations to the bat and are not permitted.
- **Pitcher's Undershirt (Softball Only):** Clarifies that any part of the pitcher's undershirt or T-Shirt exposed to view cannot be the same color of the ball being used in the game.
- **Neoprene Sleeves (Baseball Only):** Permits neoprene sleeves to be worn without being covered by an undershirt, provided the neoprene sleeve is a solid color and not white or gray.



# 2025 Rule Changes



2025 UPDATES:

## Rules and Regulations



- **Updates to Tournament Tie Game Rule**
- **Mandatory Play Removed in Senior League**
- **One-Way Electronic Devices to the Catcher**
- **Updates to Pregame Equipment Inspections**
- **Apparel and Equipment Regulations**

Visit [LittleLeague.org/Rules](https://www.littleleague.org/Rules)  
for complete information

### Apparel and Equipment Regulations:

Additional adjustments and clarifications have been made for individual player apparel and equipment, including:

- **Jewelry:** Removes Rule 1.11(j) to remove the requirement that jewelry, other than medical alert, should be removed, permitting jewelry to be worn.
- **Items Worn on Hands/Wrists:** Clarifies that a pitcher may wear items on the glove hand, wrist, or arm (non-pitching arm) of a solid single color, provided it is not the same color as the ball being used in the game.
- **Helmet Stickers:** Permits the use of helmet stickers or decals, provided that such usage is not excessive, is not offensive, and does not make inappropriate references, such as that to drugs or alcohol.



# 2025 Rule Changes



2025 UPDATES:

## Rules and Regulations



- **Updates to Tournament Tie Game Rule**
- **Mandatory Play Removed in Senior League**
- **One-Way Electronic Devices to the Catcher**
- **Updates to Pregame Equipment Inspections**
- **Apparel and Equipment Regulations**

Visit [LittleLeague.org/Rules](https://www.littleleague.org/rules)  
for complete information

### No noisemakers at Little League events:

Little League has clarified that noisemakers such as bells, whistles, “loud cups,” or speakers are not allowed to be used by spectators during a game.

Further, scorekeepers that choose to play music should select music that is appropriate and positive for both teams.





[www.ltjbsa.com](http://www.ltjbsa.com)





**#PlayBall08648**